

SPACE AND ASTRONOMY LAB FOR APS OF EASTERN COMD

Introduction

1. Space exploration has made significant strides in the world, with the recent launch of Mars Rover by NASA. While the Moon has been explored by many countries, human landing at Mars has not yet fructified. However, intense efforts are underway, with rapid technological strides to make human exploration of Mars possible in the near future.

2. With the est of Eastern Comd Space and Astronomy Lab, the main goal shall be to inspire and educate the students in the field of Astronomy, STEM & Space Science and encourage them for Space Exploration which will create a new generation of advanced scientists, engineers, and astronauts. The aim is to create opportunities for hands-on learning through physical experiments, which can harness scientific temperament and inculcate rational thinking amongst students.

Objectives

3. The aim of this initiative is to setup a Space and Astronomy Lab at all the Eastern Comd schools with the following objectives:-

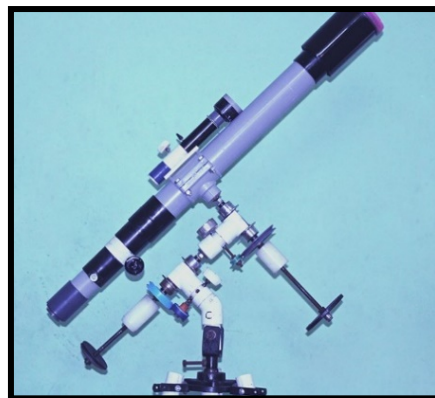
- (a) To provide students with an exposure of Astronomy and Space Science education.
- (b) To expose students to technical skills required for astronomy such as data analysis and sensor technology.
- (c) To develop logical and critical thinking skills.
- (d) To understand basic celestial dynamics , reading the night sky and observation of celestial objects through telescopes.
- (e) To better equip students with information about potential career paths in astronomy and space science

Contents of the Space and Astronomy Lab

4. Item – 1 : 60 MM Aperture Refractory Telescope.

(a) **Activities.**

- (i) Assembly and setup of Telescope on Mount.
- (ii) Understanding the Equatorial mount Manual controls and tracking of celestial objects.
- (iii) Viewing the moon in different phases (at night only).
- (iv) Using a camera to capture images from the telescope.
- (v) Reading star chart / sky chart.



(b) **Outcomes.**

- (i) Able to work out telescope optics, lens requirements of objective and eye piece.
- (ii) Able to understand noise and pollution in the light of looking at space objects including light pollution.
- (iii) Able to see track and record observations on nearby large objects like moon, Venus and Mars.
- (iv) Able to track object being observed as the earth rotates : use an equatorial mount.
- (v) Able to read star charts and adjust for local viewing.

(c) **Recommended for Grades.**

- (i) Grade 3 and 4 to be assisted by a teacher.
- (ii) Grade 5 can be taught about following of a planet.


5. **Item - 2 : Theodolite / Sextant.**

(a) **Activities.** Use parallax to measure distance to the moon.

(b) **Outcomes.**

- (i) Able to understand the method of parallax and viewing with different vantage points.
- (ii) Able to understand and apply triangulation methods.

(c) **Recommended for Grades.** Grades 7 and above.

6. **Item - 3 : 114 mm reflecting Newtonian Telescope with filters.**(a) **Activities.**

- (i) This is an advanced reflecting telescope. With this several deep sky objects and stars can be viewed.
- (ii) Star and asteroid hunts may also be conducted. The sun may be viewed in great detail (using filters).
- (iii) Collimation of the telescope.

(b) **Outcomes.**

- (i) Able to adjust and track small solar objects.
- (ii) Able to view and photograph observations.

(c) **Recommended for Grades.** Grade 8 and above.



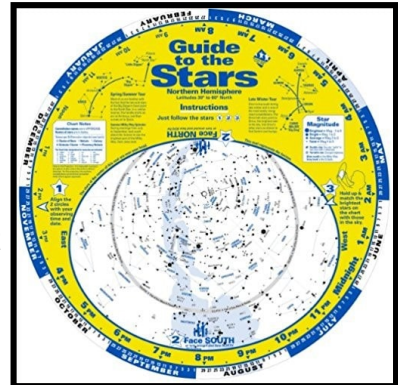
7. **Item - 4 : Planisphere.**

(a) **Activities.**

(i) Students can vary and adjust the planisphere as per time, date and month.

(ii) Students are able to see the stars that are technically visible at that given point of time.

(iii) They can compare the chart against the visible sky.



(b) **Outcomes.**

(i) Students will be able to correlate the visible stars/planets and constellations against the time, date and month.

(ii) Look and physically verify the shapes of the constellations.

(c) **Recommended for Grades.** Grade 5 and above

8. **Item No - 5 : Nano-Satellite Kit.**

(a) **Activities.**

(i) Students can simulate and setup a satellite transmission and reception in their own lab (base station).

(ii) They can vary the ambient parameters in the lab (light, temperature, motion) on the satellite kit to visualize the data being logged on the base station software.

(iii) For Senior classes, they can write basic code to setup alerts.



(b) **Outcomes.**

(i) Students will learn the structure and components of a basic satellite kit.

(ii) The process of communication between satellites and base stations.

(iii) View how base station visualization works.

(iv) Code basic satellite experiments, such as data transfer and data logging.

(c) **Recommended for Grades.**

(i) 5th grade to see basic communication and change parameters to view base station applications.

(ii) 7th grade to do basic coding of the transmission and base station experiments.

9. **Item No - 6 : Virtual reality Space Experience with Headset.**

(a) **Activities.**

(i) Students will be transported to the world of a spacecraft pilot and fly the craft in a virtual reality environment of our solar system.

(ii) They can explore all the planets in the solar system and also learn about the educational aspects of planets, moons and asteroids.



(b) **Outcomes.**

(i) Students will learn and visualize the structure of our solar system.

(ii) Through VR, they can explore the planets up close and in 3D.

(iii) They will learn about the various aspects of the planets in our solar system.

(c) **Recommended for Grades.** Grade 5 and above.

10. **Item No - 7 : Replica Surface of the Moon and Mars Assisted with an Interactive Augmented Reality Experience.**

(a) **Size of the surface.** 2ft x 2ft.



(b) **Activities.**

(i) Students will be able to view a replica surface of the Moon and Mars.

(ii) View, touch physical craters and rocks.

(iii) Using the AR app with it, they can visualize how a rover moves on the surface.

(iv) Using the AR app they can visualize how various spaceships land on the moon.



(c) **Outcomes.**


(i) Students will learn and appreciate how the surface and terrain of the Moon and Mars looks like.

(ii) They will be able to visualize the landing of a module on moon and rover on Mars.

11. **Item No - 8 : 3D Printed Space Rover Kit.**

(a) **Activities.**

- (i) Assemble a 3D printed model of a Rover used for space missions.
- (ii) Study the rover and about its parts and functioning using Augmented Reality (AR).

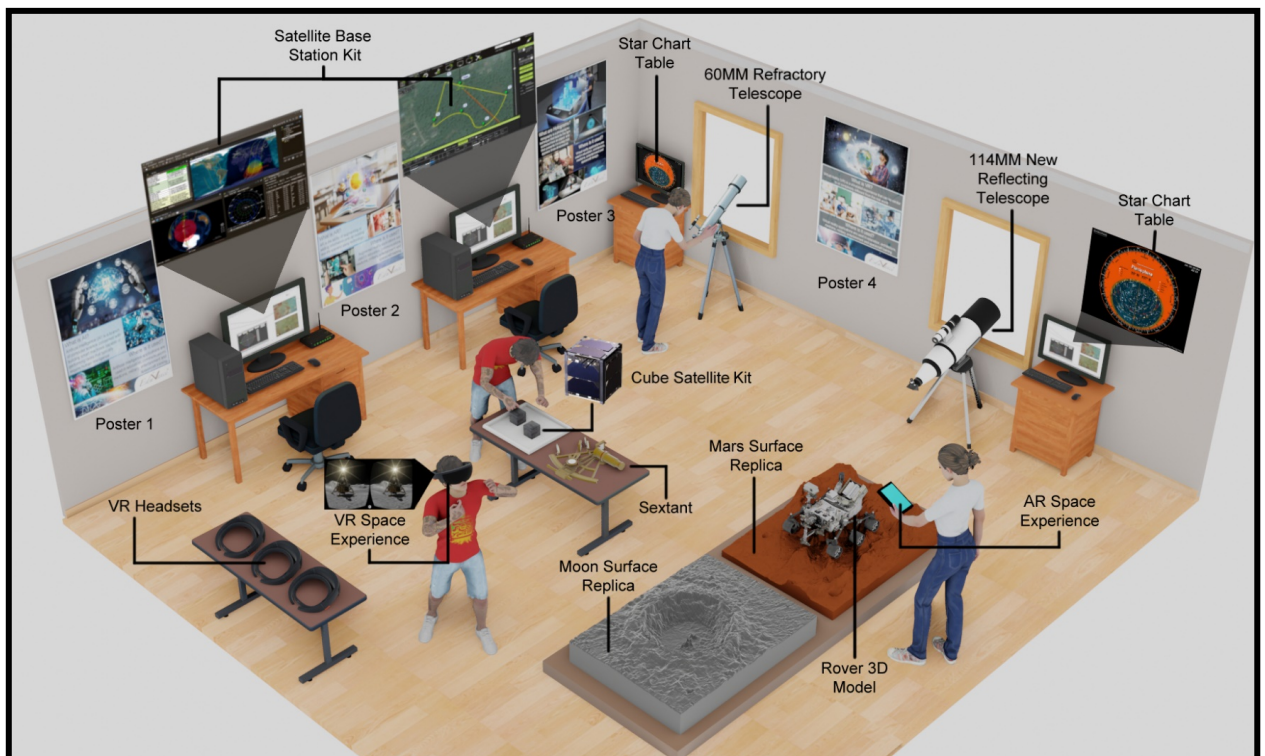


(b) **Outcomes.**

- (i) Students will learn about the various parts of a Mars rover.
- (ii) Visualization of a rover using Augmented Reality (AR).
- (iii) Able to understand the AR technology.

(c) **Recommended for Grades.** Grade 5 and above.

12. **Representative Lab Layout.**



Note : The lab layout and dimensions are representative in nature. Placement of equipment can vary based on the school's room configuration.

13. **Grade Wise Activity Mapping for Various Lab Components.**

<u>Ser No</u>	<u>Lab Material to Grade Mapping</u>	<u>Gr. 3</u>	<u>Gr. 4</u>	<u>Gr. 5</u>	<u>Gr. 6</u>	<u>Gr. 7</u>	<u>Gr. 8</u>	<u>Gr. 9</u>	<u>Gr. 10</u>	<u>Gr. 11/12</u>
(a)	60 MM Refractory Telescope	✓	✓	✓	✓					
(b)	Virtual Reality Experience Software for Various Spaceships	✓	✓	✓	✓					
(c)	3D Surface of the Moon and Mars	✓	✓	✓						
(d)	3D Printed Rover		✓	✓	✓					
(e)	Theodolite / Sextant					✓	✓			
(f)	114 mm Reflecting Newtonian Telescope						✓	✓	✓	✓
(g)	Planisphere			✓	✓	✓	✓			
(h)	Nano Satellite Kit			✓	✓	✓	✓	✓	✓	✓

14. **Bill of Materials with Detailed Specifications and Costing for the Lab.**

Total lab costing (inclusive of all taxes) - Rs. 2,49,570/-.

<u>Ser No</u>	<u>Item</u>	<u>Detailed Specification</u>	<u>Qty</u>	<u>Cost Per Piece (Rs)</u>	<u>Total Cost (Rs)</u>
(a)	60 MM aperture Refractory Telescope	<p>- 60mm Aperture, 2 lens based Fraunhoffer with focal length 700mm , Barlow lens 1, a finder 5X24 and a standard eyepiece of 0.965". Must use a rack and pinion focusing arrangement</p> <p>(This device focuses a lot of light. Looking directly at the SUN through this device can result in partial or complete loss of vision. Please ensure the Solar filter supplied alongwith is in place during the day)</p> <p>- Must be able to give practical magnification of 120X and resolution of 2.5 Arc-seconds.</p>	01	5,550/-	5,550/-

<u>Ser No</u>	<u>Item</u>	<u>Detailed Specification</u>	<u>Qty</u>	<u>Cost Per Piece (Rs)</u>	<u>Total Cost (Rs)</u>
		<ul style="list-style-type: none"> - Teach the fundamentals of Galilean telescopes; Changing of focal length, effective focal length and the use of Barlow lenses - Teach students to view locate and track objects in the night sky using starcharts and the plansisphere - Teach students the value and methods of looking after optical instruments - Teach students the method of mapping the night sky using the azimuthal grid 			
(b)	Theodolite/ Sextant for Determining Distance to Planets/moon on Parallax Method	<ul style="list-style-type: none"> - The theodolite is an XYZ axis instrument useful for estimating distances. With graduated degree markings, each axis has a resolution of 0.5 degrees. Material is Biodegradable plastic - Teach students the meaning of parallax - Teach students the method of triangulation to find large distances - Teach students teamwork and coordination in measuring the distance to the moon as measured from two different latitudes - Students learn how to calculate time offsets with longitude 	02	5,475/-	10,950/-

<u>Ser No</u>	<u>Item</u>	<u>Detailed Specification</u>	<u>Qty</u>	<u>Cost Per Piece (Rs)</u>	<u>Total Cost (Rs)</u>
(c)	114 mm Reflecting Newtonian Telescope	<p>- Newtonian Reflector telescope with a 4.5" aperture enabling the viewing of deep sky objects . Must have the following: Focal length 500 mm and resolution 1 Arc second. Solar filter for safety, Galaxy 1.25 " eyepiece, in addition to standard eyepiece, 2 Barlow lens, a collimation tool,</p> <p>- <u>Mounting</u>. Study EQ3 equatorial Mount with manual tracking and slow motion movement along RA DEC coordinates.</p> <p>- teach students the optics of a reflecting telescope.</p> <p>- teach students the physics and astronomy of equatorial grid and equatorial mounts with hands on ability to track an object</p> <p>- Teach students how to look for deep sky objects, the effect of light pollution and locating objects using the planisphere</p> <p>- Enable students to view and photograph the moon and sun in high magnification</p> <p>- Create a deep appreciation of night sky astronomical viewing and the challenges associated</p> <p>- Teach students the meaning of astronomical magnitude and use of Mag 5 and Caldwell star charts</p>	01	19,900/-	19,900/-

<u>Ser No</u>	<u>Item</u>	<u>Detailed Specification</u>	<u>Qty</u>	<u>Cost Per Piece (Rs)</u>	<u>Total Cost (Rs)</u>
(d)	Planisphere	- Planisphere is a useful tool for locating stars. Must have star chart size 4" dia fitted for a latitude (works within +/- 2.5 deg) . This sturdy 3 D printed version must be openable for changing the star chart. Material must be biodegradable plastic	02	1,550/-	3,100/-
(e)	Nano Satellite Kit	- LoRA (long range) based nano satellite kit with range of upto 1km LOS (line of sight) - Cube satellite kit with transmitter satellite (Cubesat) and base station module - Transmitter module must have variable temperature, light and motion sensors integrated - Base station module must be accompanied with base station visualization software - Transmitter should be programmable using Arduino programming platform - Students must be able to configure and set logic for the transmitter and receiver module to perform various data monitoring space simulations	03	29,900/-	89,700/-

<u>Ser No</u>	<u>Item</u>	<u>Detailed Specification</u>	<u>Qty</u>	<u>Cost Per Piece (Rs)</u>	<u>Total Cost (Rs)</u>
(f)	VR Headset Kit + Virtual Reality Experience Software for Various Spaceships	<p>VR Software:</p> <ul style="list-style-type: none"> - Spaceship flying simulator for the solar system - Must cover all the planets of the solar system and Asteroid belt - Reticule based Interactive text information to be displayed so that educational information is automatically displayed once the student looks at a particular planet - Audio integration feature - Seamless integration of the software with the bluetooth headset specified <p>VR headset where students can insert the mobile phone into the headset</p> <p>Bluetooth remote to have the following functionality</p> <ul style="list-style-type: none"> - 360 degrees joystick - 2 pairing modes - 4 mode buttons - 2 configurable joysticks 	05	5,160/-	25,800/-
(g)	3D Printed Surface of the Moon (4 sqft)	<ul style="list-style-type: none"> - 3D printed surface of the moon that is at par with NASA imagery and 3D models. The 3D printed model must be of the same colour as the Moon's surface - 3D printed surface must be in 1 sq ft modules that must be interconnected using dowel connectors - The 3D printed surface must be accompanied with an augmented reality application that can show students, the landing of a spacecraft on the 3D printed surface. 	01	19,800/-	19,800/-

<u>Ser No</u>	<u>Item</u>	<u>Detailed Specification</u>	<u>Qty</u>	<u>Cost Per Piece (Rs)</u>	<u>Total Cost (Rs)</u>
(h)	3D Printed Surface of Mars (4 sq ft)	<ul style="list-style-type: none"> - 3D printed surface of Mars that is at par with NASA imagery and 3D models. The 3D printed model must be of the same colour as Mars surface - 3D printed surface must be in 1 sq ft modules that must be interconnected using dowel connectors - The 3D printed surface must be accompanied with an augmented reality application that can show students, the movement of a rover on the 3D printed surface of Mars. 	01	19,800/-	19,800/-
(j)	3D Printed Rover	<ul style="list-style-type: none"> - Kit that contains the various 3D printed parts of the curiosity Mars rover at par with NASA's imagery and 3D models - The 3D kit must contain the following parts 6mm-pin. 17 body. 1 tire. 6 wheel. 6 lower-suspension. 1 upper-suspension 1 mounting-bracket. 2 steering-bracket. 4 swivel-bracket. 1 swivel. 1 upper-arm. 1 lower-arm. 1 mahli-apxs. 1 chemcam. 1 	01	12,900/-	12,900/-

<u>Ser No</u>	<u>Item</u>	<u>Detailed Specification</u>	<u>Qty</u>	<u>Cost Per Piece (Rs)</u>	<u>Total Cost (Rs)</u>
(k)	Laminated Lab Posters (Size: A1)	<ul style="list-style-type: none"> - A1 size laminated posters depicting images and description of the following components - Solar system - Cube satellites - Telescopes - Curiosity Rover - Moon surface - Mars surface - Space fun facts 1 - Space fun facts 	08	500/-	4,000/-
Total					2,11,500/-
18% GST					38,070/-
Grand Total					2,49,570/-